

DeltaTray Trent



DeltaTray Trent is a high performance shower tray former with flexible components that compliment all possible bathroom layouts to provide a totally waterproof solution.

The Trent range offers features such as a factory fitted gasket providing a secondary waterproofing membrane. The Trent comes with a unique linear tile-into grate/frame configuration that provides a secondary under tile drainage system.

Our shower tray formers are manufactured with a specially developed hard wearing coating that creates an incredibly tough surface highly resistant to impact making the tray suitable for mosaic tiles as small as 20mm x 20mm.

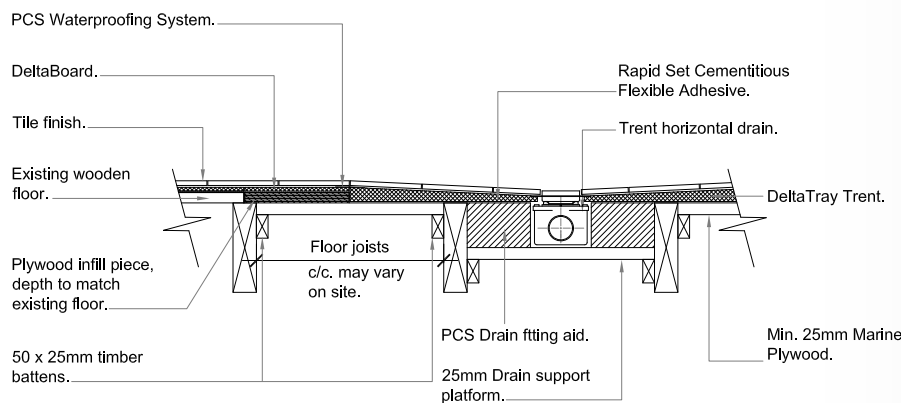
Benefits

- ✓ Extensive range
- ✓ Suitable for wood or concrete floors
- ✓ Waterproof tile ready surface
- ✓ Easy to install
- ✓ Suitable for use with electric under-floor heating
- ✓ Thermally Insulating
- ✓ Lightweight
- ✓ Suitable for large format tiles and mosaics tiles 20mm x 20mm or greater. (Tiles must be min 8mm thick)

Technical Data (Refer to Building Regulations for product compatibility)

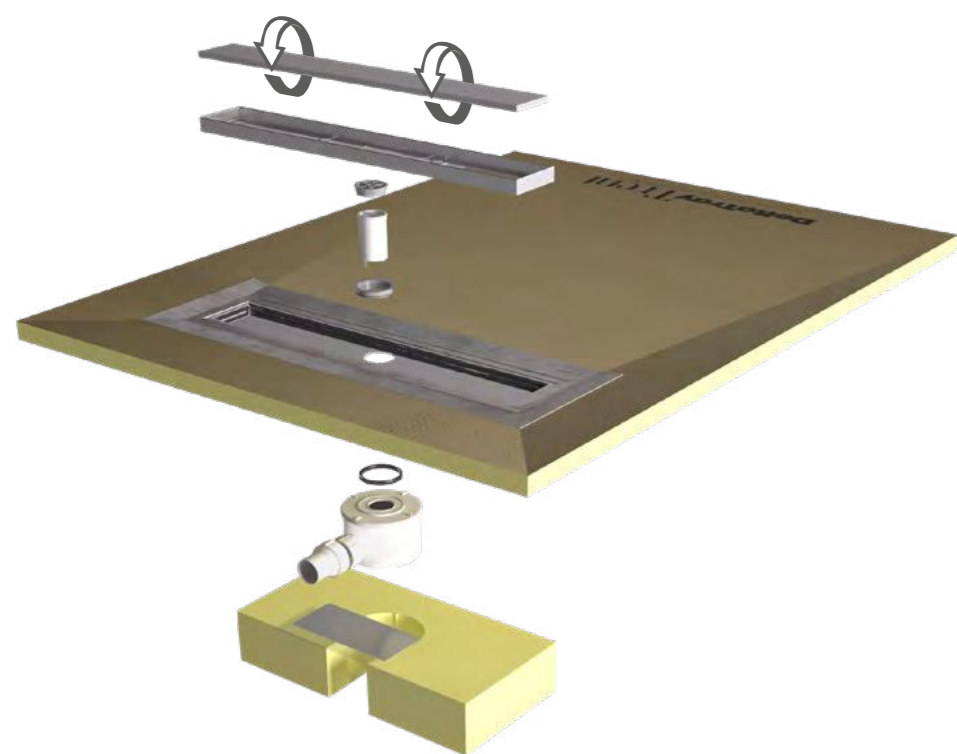
Properties (data refers to the XPS core)	Value
Compressive Strength (10% deformation) BSEN 826	300 kPa
Thermal Conductivity to BSEN 13164	0.036 W/mK
Water Absorbtion by Immersion EN12087	≤ 1.5%
Temperature Range	-50°C, + 75°C
Fire Performance EN 13501-1	Euroclass E

Typical Floor Selection



Technical Information

DeltaTray Trent



36 litres
Per Minute Drainage
(Tested under 15mm head of water, flow rate could be reduced to 27lpm in actual shower conditions)

Suitable for large format tiles and mosaics tiles 20mm x 20mm or greater
(Tiles must be min 8mm thick)

Sealed Gasket

Secondary Under Tile Drainage

Universal Grate
(Tile-into or brushed stainless steel)

DeltaTray Trent uses a drain body which has a drainage capacity of *36lpm (tested under a 15mm head of water with a standard horizontal drain) *drainage capacity can vary in actual showering conditions depending on many live factors which could reduce the flow capacity to around 27lpm. DeltaTray Trent is also available with a side drain to accommodate your design needs, to complete your luxurious wetroom.

DeltaTray Trent requires ancillary components such as a drain body, drain fitting aid and a PCS waterproofing kit. A comprehensive range of ancillary components and fixing materials is available to complete your wetroom project.

Supplied with a universal tile-into grate finished in satin brushed stainless-steel, the grate can be fitted with the brushed stainless face, or if preferred the grate can be rotated and "tiled-into" reducing the visibility of the drain location providing a modern minimalistic look.

Technical Data (Refer to Building Regulations for product compatibility)

Tray Must be supported by Sub Frame

Suitable for large format tiles (Minimum 8mm thick)

Suitable for mosaic tiles (20mm x 20mm or greater & minimum 8mm thick)


Drainage <small>(Horizontal Drain 50mm Water Seal Trap)</small>	Max 36 lpm tested under 15mm head water Min 27 lpm tested in shower conditions
---	---

Drainage <small>(Vertical Drain 50mm Water Seal Trap)</small>	Max 28 lpm tested under 15mm head water Min 27 lpm tested in shower conditions
---	---



Tray Depth Options

Fall to drain -20mm




DeltaTray Trent

Drain Kit Options

A Drain Kit is required with the DeltaTray Trent, the table below shows all drain kits available.

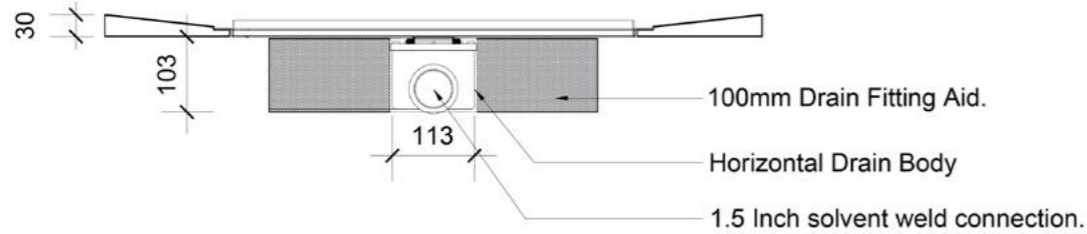
Product ID
J0209



For use with Timber Floors

Trent Standard Drain Kit including:
Horizontal Drain Body, Stainless Steel Tile-Into Grate, Raising Spacers, 100mm Drain Fitting Aid & Stainless Steel Cover Plate (50mm Water Seal Trap)

36
Litres Per Minute Drainage



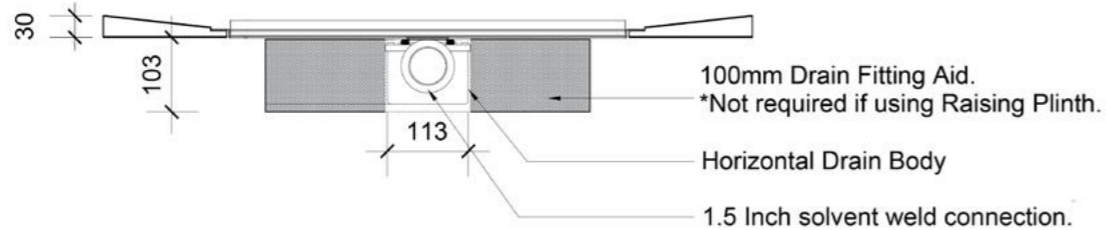
Product ID
J0206




For use with Solid Floors/ Raising Plinths

Trent Raised Drain Kit including:
Horizontal Drain Body, Stainless Steel Tile-Into Grate, Raising Spacers, 100mm Drain Fitting Aid & Stainless Steel Cover Plate (50mm Water Seal Trap)

36
Litres Per Minute Drainage



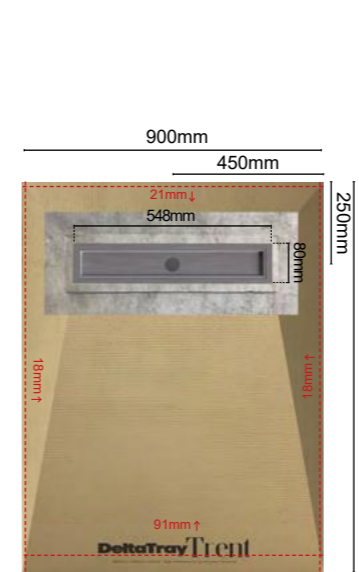
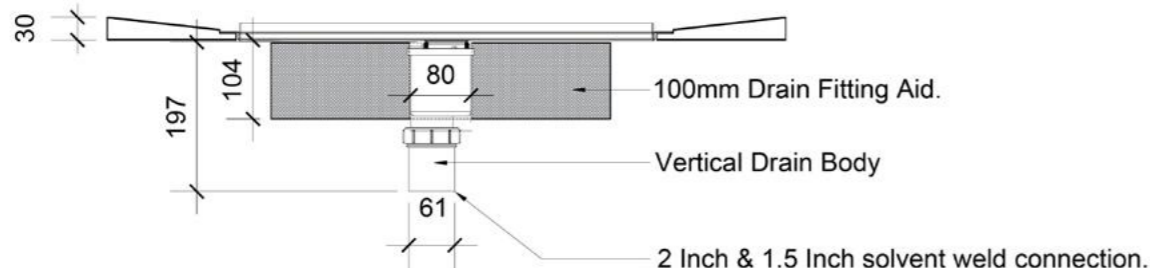
Product ID
J0211




For use with All Floor Types

Trent Vertical Drain Kit including:
Vertical Drain Body, Stainless Steel Tile-Into Grate, Raising Spacers & 100mm Drain Fitting Aid (50mm Water Seal Trap)

28
Litres Per Minute Drainage




E0510



E0515

--- Denotes Maximum Trimming Dimensions



E0520



E0530

Linear Drain Tray Sizes & Information

Product ID	Size of Tray	Thickness	Drain Position	Fall to Drain
E0510	900 x 1200mm	30mm	Linear Offset (End)	-20mm
E0515	900 x 1500mm	30mm	Linear Offset (End)	-20mm
E0520	900 x 1500mm	30mm	Linear Offset (Side)	-20mm
E0530	1000 x 1800mm	30mm	Linear Offset (End)	-20mm

■ Raising plinths available to suit all tray sizes above - See pages 26-29 for more details.